

# Aqua-Barrier®

## Water-Inflated Dams

**Quick Installation • Reusable  
Compact • In-Field Repairable**

### Pipeline Projects and Construction

Boat Ramps  
Bridges/Dams  
Concrete Repair  
Canals/Culverts

Diversion Pipes  
Dredging  
Intake/Outfall  
Pipeline Construction

Sediment Control  
Shoreline Restoration  
Utility Lines  
Pool Maintenance

Water Park Maintenance

***And More!***




**ACCREDITED  
BUSINESS**

**ISO** 9001: 2015  
CERTIFIED



**1-800-245-0199**  
**www.aquabarrier.com**



**SCAN ME**

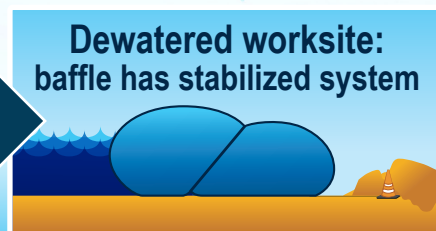
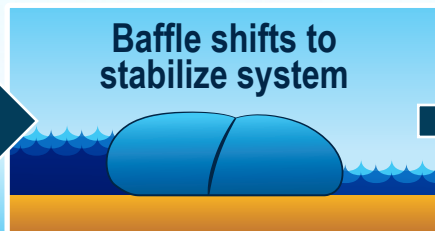
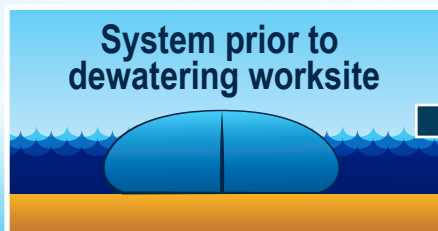
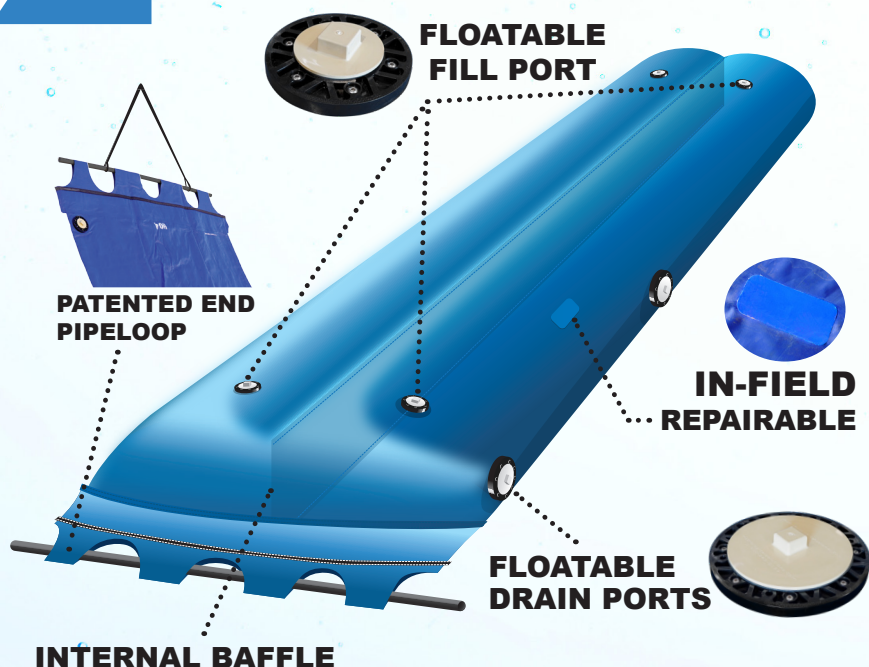


**AQUA-BARRIER® UTILIZES A UNIQUE  
INTERNAL BAFFLE FOR STABILITY THAT  
ALSO ALLOWS FOR SINGLE PORT INFLATION**

**COMPACT  
FOR SHIPPING  
& STORAGE**



**EASE-OF-USE  
ACCESSORIES  
FOR MINIMAL MANPOWER**



INFLATED BARRIER Height and Width		MAX CONTROLLABLE WATER AND SEDIMENT		INFLATED BARRIER VOLUME		CONNECTION OVERLAP REQUIREMENTS	
ft.	m.	ft.	m.	(Gal. per linear ft.)	(l/m) (approx.)	ft.	m.
2 x 4.5	0.6 x 1.4	1.50	0.45	56	700	3	0.9
3 x 6.75	0.9 x 2.1	2.25	0.65	131	1,600	4.5	1.4
4 x 9	1.2 x 2.7	3.00	0.90	225	2,800	6	1.8
5 x 11.25	1.5 x 3.4	3.75	1.10	352	4,400	7.5	2.3
6 x 13.5	1.8 x 4.1	4.50	1.35	506	6,300	9	2.7
7 x 15.75	2.1 x 4.8	5.25	1.60	688	8,500	10.5	3.1
8 x 18	2.4 x 5.5	6.00	1.80	901	11,100	12	3.6

Not all sizes may be available for rent

**AQUA-BARRIER®**

**CALL NOW!**

Available for Rental or New and Used Purchase  1-800-245-0199